





District Health Assessment for Multiple District 1 through August 2025

		Clubs							Membership							Member Strength		Cancellation		Reports			Finance	Leadership			
District Name	Status/ Number of Months in Status *	Active Clubs	Clubs in Status Quo	Total Clubs	% Status Quo Clubs in Financial Suspension	New Clubs	Cancelled Clubs	YTD Net Club Gain/Loss	Current Members In Active Clubs	Current Members In Status Quo Clubs	Current Total Members Count	YTD Add	YTD Drop	YTD NetGrowth (includes Active and Status Quo)	YTD NetGrowth% (includes Active and Status Quo)	Member Count 12 Months Ago	Average Member Count Per Club	% of Clubs with less than 20 members	Average Cancelled Club Age	Members Lost Due to Cancelled Clubs	% of Clubs Reporting Service	% No MMR in 3 Months	% No Officer Report in 12 months	% of Clubs with balance 90+ days	Number of Zone Chairs Recorded	Number of Region Chairs Recorded	District Officers Vacancies **
1 A		68	0	68	0%	0	0	0	1796	0	1796	45	52	-7	-0.39%	1,718	26	49%	0	0	35%	35%	0%	3%	13	6	
1 BK		58	0	58	0%	0	0	0	1758	0	1758	23	14	9	0.51%	1,715	30	40%	0	0	33%	43%	5%	0%	9	0	
1 CN	T(24)	28	0	28	0%	0	0	0	910	0	910	9	13	-4	-0.44%	938	33	25%	0	0	32%	36%	18%	4%	3	1	2nd VDG
1 CS	T(24)	23	0	23	0%	0	0	0	497	0	497	5	6	-1	-0.20%	504	22	52%	0	0	39%	52%	0%	0%	6	0	2nd VDG
1 D		48	0	48	0%	0	0	0	1417	0	1417	12	29	-17	-1.19%	1,437	30	27%	0	0	27%	25%	6%	0%	8	0	
1 F	T(24)	29	0	29	0%	0	0	0	853	0	853	23	11	12	1.43%	829	29	41%	0	0	21%	34%	7%	0%	9	2	
1 G	T(24)	31	0	31	0%	0	0	0	651	0	651	7	20	-13	-1.96%	660	21	58%	0	0	26%	55%	13%	0%	0	0	2nd VDG
1 H	T(24)	36	0	36	0%	0	0	0	867	0	867	18	13	5	0.58%	879	24	42%	0	0	17%	31%	8%	0%	5	0	GLT
1 J		54	0	54	0%	0	0	0	2092	0	2092	26	19	7	0.34%	2,074	39	26%	0	0	37%	24%	4%	2%	10	0	
1 M	T(24)	45	0	45	0%	0	2	-2	1117	0	1117	14	39	-25	-2.19%	1,169	25	42%	55	26	33%	40%	11%	0%	7	0	
		420	0	420	0%	0	2	-2	11958	0	11958	182	216	-34	-0.28%	11,923	28	40%	55	26	31%	36%	6%	1%	70	9	




District Health Assessment for Multiple District 11 through August 2025

		Clubs							Membership							Member Strength		Cancellation		Reports			Finance	Leadership			
District Name	Status/ Number of Months in Status *	Active Clubs	Clubs in Status Quo	Total Clubs	% Status Quo Clubs in Financial Suspension	New Clubs	Cancelled Clubs	YTD Net Club Gain/Loss	Current Members In Active Clubs	Current Members In Status Quo Clubs	Current Total Members Count	YTD Add	YTD Drop	YTD NetGrowth (includes Active and Status Quo)	YTD NetGrowth% (includes Active and Status Quo)	Member Count 12 Months Ago	Average Member Count Per Club	% of Clubs with less than 20 members	Average Cancelled Club Age	Members Lost Due to Cancelled Clubs	% of Clubs Reporting Service	% No MMR in 3 Months	% No Officer Report in 12 months	% of Clubs with balance 90+ days	Number of Zone Chairs Recorded	Number of Region Chairs Recorded	District Officers Vacancies **
11 A1	T(24)	30	0	30	0%	0	0	0	618	0	618	6	2	4	0.65%	662	21	57%	0	0	33%	37%	3%	0%	7	1	1st VDG,2nd VDG
11 A2	T(24)	28	0	28	0%	0	0	0	1111	0	1111	32	13	19	1.74%	1,183	40	29%	0	0	36%	36%	18%	4%	0	0	
11 B1	T(24)	40	0	40	0%	0	0	0	851	0	851	8	15	-7	-0.82%	862	21	50%	0	0	18%	40%	10%	8%	3	0	
11 B2	T(24)	31	0	31	0%	0	0	0	779	0	779	12	7	5	0.65%	800	25	52%	0	0	26%	48%	35%	3%	6	0	
11 C1	T(24)	25	0	25	0%	0	0	0	709	0	709	4	3	1	0.14%	727	28	56%	0	0	28%	36%	8%	0%	3	0	2nd VDG
11 C2	T(24)	30	0	30	0%	0	1	-1	649	0	649	6	18	-12	-1.82%	680	22	53%	75	1	40%	23%	0%	0%	6	0	
11 D1	T(24)	34	0	34	0%	0	0	0	870	0	870	17	6	11	1.28%	935	26	53%	0	0	21%	24%	0%	0%	2	0	
11 D2	T(23)	44	0	44	0%	0	1	-1	1141	0	1141	33	33	0	0.00%	1,195	26	45%	66	1	18%	30%	5%	0%	6	0	
11 E1	T(24)	35	0	35	0%	0	0	0	849	0	849	14	13	1	0.12%	876	24	49%	0	0	40%	29%	0%	3%	5	0	1st VDG,2nd VDG
11 E2	T(24)	25	0	25	0%	0	0	0	635	0	635	14	10	4	0.63%	657	25	52%	0	0	28%	24%	0%	4%	4	0	1st VDG
		322	0	322	0%	0	2	-2	8212	0	8212	146	120	26	0.32%	8,577	26	49%	70	2	28%	33%	8%	2%	42	1	




District Health Assessment for Multiple District 25 through August 2025

		Clubs							Membership							Member Strength		Cancellation		Reports			Finance	Leadership			
District Name	Status/ Number of Months in Status *	Active Clubs	Clubs in Status Quo	Total Clubs	% Status Quo Clubs in Financial Suspension	New Clubs	Cancelled Clubs	YTD Net Club Gain/Loss	Current Members In Active Clubs	Current Members In Status Quo Clubs	Current Total Members Count	YTD Add	YTD Drop	YTD NetGrowth (includes Active and Status Quo)	YTD NetGrowth% (includes Active and Status Quo)	Member Count 12 Months Ago	Average Member Count Per Club	% of Clubs with less than 20 members	Average Cancelled Club Age	Members Lost Due to Cancelled Clubs	% of Clubs Reporting Service	% No MMR in 3 Months	% No Officer Report in 12 months	% of Clubs with balance 90+ days	Number of Zone Chairs Recorded	Number of Region Chairs Recorded	District Officers Vacancies **
25 A	T(24)	46	0	46	0%	0	0	0	1088	0	1088	19	20	-1	-0.09%	1,090	24	43%	0	0	41%	37%	15%	0%	7	0	GMT
25 B	T(24)	44	0	44	0%	0	0	0	918	0	918	8	10	-2	-0.22%	959	21	55%	0	0	39%	50%	16%	0%	0	0	2nd VDG
25 C		49	0	49	0%	0	0	0	1252	0	1252	19	12	7	0.56%	1,285	26	63%	0	0	51%	41%	14%	0%	5	0	2nd VDG
25 D	T(24)	34	0	34	0%	0	0	0	1144	0	1144	14	21	-7	-0.61%	1,125	34	38%	0	0	82%	29%	3%	0%	6	0	
25 E	T(24)	47	0	47	0%	0	0	0	1087	0	1087	12	14	-2	-0.18%	1,089	23	53%	0	0	77%	43%	0%	0%	11	0	
25 F	T(13)	51	0	51	0%	0	0	0	1206	0	1206	28	19	9	0.75%	1,217	24	43%	0	0	47%	24%	0%	0%	8	0	
25 G	T(24)	44	0	44	0%	0	0	0	1124	0	1124	22	15	7	0.63%	1,139	26	41%	0	0	45%	36%	7%	0%	8	0	2nd VDG
		315	0	315	0%	0	0	0	7819	0	7819	122	111	11	0.14%	7,904	25	49%	0	0	54%	37%	8%	0%	45	0	




District Health Assessment for Multiple District 43 through August 2025

		Clubs							Membership							Member Strength		Cancellation		Reports			Finance		Leadership		
District Name	Status/ Number of Months in Status *	Active Clubs	Clubs in Status Quo	Total Clubs	% Status Quo Clubs in Financial Suspension	New Clubs	Cancelled Clubs	YTD Net Club Gain/Loss	Current Members In Active Clubs	Current Members In Status Quo Clubs	Current Total Members Count	YTD Add	YTD Drop	YTD NetGrowth (includes Active and Status Quo)	YTD NetGrowth% (includes Active and Status Quo)	Member Count 12 Months Ago	Average Member Count Per Club	% of Clubs with less than 20 members	Average Cancelled Club Age	Members Lost Due to Cancelled Clubs	% of Clubs Reporting Service	% No MMR in 3 Months	% No Officer Report in 12 months	% of Clubs with balance 90+ days	Number of Zone Chairs Recorded	Number of Region Chairs Recorded	District Officers Vacancies **
43 K		72	0	72	0%	1	1	0	2074	0	2074	67	46	21	1.02%	2,010	29	36%	12	0	36%	32%	0%	1%	13	4	
43 Y		72	1	73	100%	1	0	1	1688	0	1688	71	22	49	2.99%	1,634	23	53%	0	0	23%	42%	1%	3%	10	3	
		144	1	145	100%	2	1	1	3762	0	3762	138	68	70	1.90%	3,644	26	45%	12	0	30%	37%	1%	2%	23	7	



District Health Assessment for District 10 through August 2025

		Clubs							Membership							Member Strength		Cancellation		Reports			Finance	Leadership			
District Name	Status/ Number of Months in Status *	Active Clubs	Clubs in Status Quo	Total Clubs	% Status Quo Clubs in Financial Suspension	New Clubs	Cancelled Clubs	YTD Net Club Gain/ Loss	Current Members In Active Clubs	Current Members In Status Quo Clubs	Current Total Members Count	YTD Add	YTD Drop	YTD NetGrowth (includes Active and Status Quo)	YTD NetGrowth% (includes Active and Status Quo)	Member Count 12 Months Ago	Average Member Count Per Club	% of Clubs with less than 20 members	Average Cancelled Club Age	Members Lost Due to Cancelled Clubs	% of Clubs Reporting Service	% No MMR in 3 Months	% No Officer Report in 12 months	% of Clubs with balance 90+ days	Number of Zone Chairs Recorded	Number of Region Chairs Recorded	District Officers Vacancies **
10		47	0	47	0%	0	1	-1	1318	0	1318	24	28	-4	-0.30%	1,311	28	30%	100	12	40%	32%	17%	2%	0	0	
		47	0	47	0%	0	1	-1	1318	0	1318	24	28	-4	-0.30%	1,311	28	30%	100	12	40%	32%	17%	2%	0	0	

* - District Status: P - Provisional, T - Transitional.
** - District Officers Vacancies: DG - District Governor, 1st VDG - First Vice District Governor, 2nd VDG - Second Vice District Governor.